


## Instructions to make fortune teller

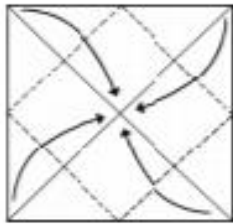
### Instructions

①



With pictures face down, fold on both diagonal lines. Unfold.

②



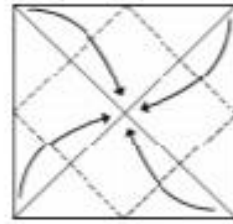
Fold all four corners to the centre.

③



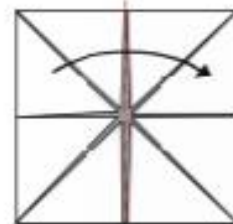
Turn paper over.

④



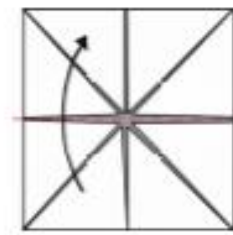
Once again, fold all corners to the centre.

⑤



Fold paper in half and unfold.

⑥



Fold in half from top to bottom. Do not unfold.

⑦



Slide thumbs and forefingers under the squares and move the fortune teller back and forth to play.

---